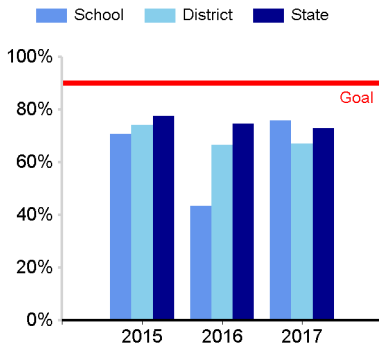


SPRING CREEK SCHOOL

PROVO DISTRICT

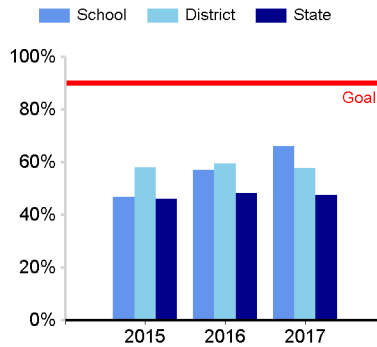
Grades K-6 School Year 2016-2017

3rd Grade Reading Proficiency



Approved reading assessment

6th Grade ELA Proficiency

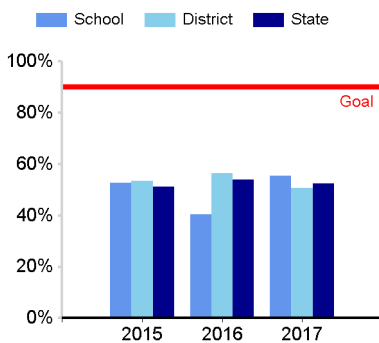


SAGE: 1st administration in 2014

Kindergarten Readiness

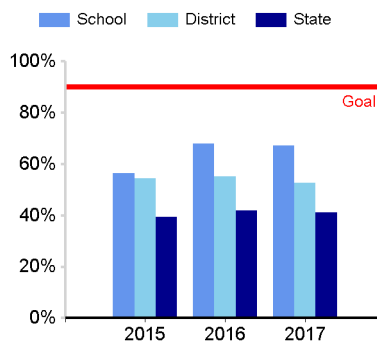
The Kindergarten readiness indicator is currently not available

3rd Grade Math Proficiency



SAGE: 1st administration in 2014

6th Grade Math Proficiency



SAGE: 1st administration in 2014

School Demographics

Enrollment	475
Race/Ethnic Minority	64%
English Learners	44%
Low Socio-Economic	80%
Students With Disabilities	15%
Chronic Absenteeism	18%
Mobility	26%

Academic Performance

Grade Span Tested: **3-6**

Percent Proficient

SAGE Language Arts (ELA)	49%
SAGE Math	58%
SAGE Science	50%

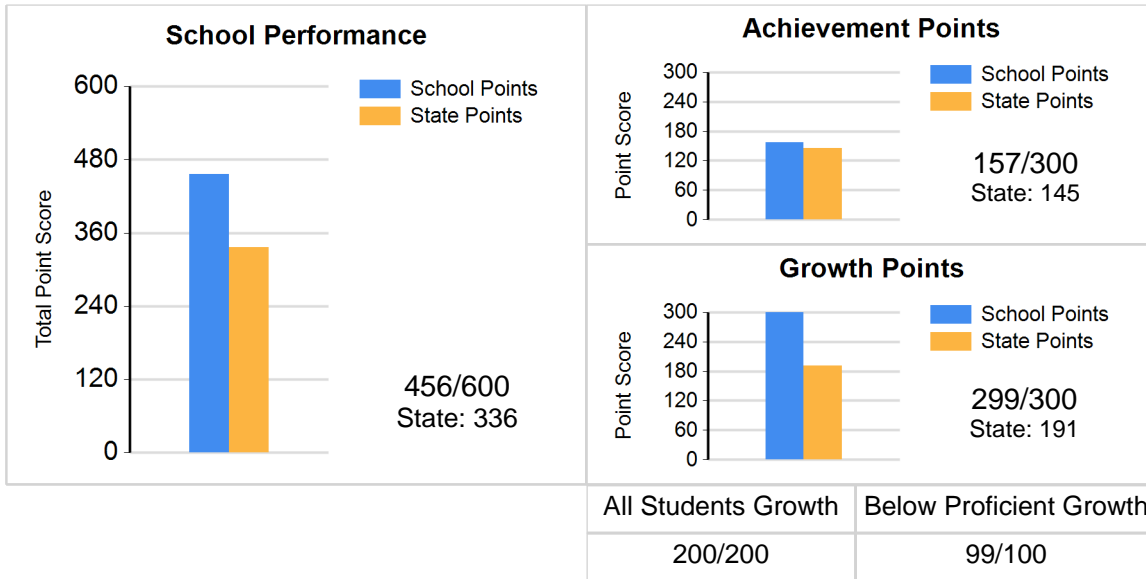
Student Group Percent Proficient

	ELA	Math	Science
Race/Ethnic Minority	41%	49%	40%
English Learners	24%	30%	18%
Low Socio-Economic	46%	53%	46%
Students With Disabilities	25%	34%	22%

School Snapshot Elementary School

A Title I school located in southeast Provo. Achieved success in all academic areas and boasts the highest academic growth rate. Teachers care about students and provides a positive nurturing environment that individualizes, uses technology and capitalizes on diversity.

SPRING CREEK SCHOOL



All Students Growth	Below Proficient Growth
200/200	99/100

Participation Rate	
All Students	Below Proficient
98%	98%

College and Career Readiness	
Graduation Rate	Graduation Points
n/a	n/a

	All Students Growth			Below Proficient Growth			Proficiency			
	MGP	# of Tests	Points	MGP	# of Tests	Points	Prof Rate	# of Tests	Points	Points Possible
English Language Arts	71.50	168	200	68.00	102	96	48.52 %	237	49	100
Math	71.00	171	200	70.00	82	100	58.40 %	238	58	100
Science	73.00	111	200	74.50	64	100	50.00 %	176	50	100
Average			200	Average		99	Sum		157	

* Of the tests that were expected to be taken, 1% were not taken due to parental exclusion. These expected tests were included in participation rates but excluded from proficiency rates.

	All Students MGP			Below Proficient MGP			Proficiency		
	School	LEA	State	School	LEA	State	School	LEA	State
3rd Grade Language Arts							46%	54%	50%
4th Grade Language Arts	49.00	52.00	50.00	49.00	52.00	50.00	23%	48%	43%
5th Grade Language Arts	83.00	48.00	50.00	79.00	50.50	50.00	60%	48%	47%
6th Grade Language Arts	82.00	55.00	50.00	81.00	61.00	50.00	66%	58%	48%
UAA Language								29%	31%
3rd Grade Math							56%	51%	53%
4th Grade Math	55.00	56.00	50.00	47.00	55.00	51.00	42%	59%	53%
5th Grade Math	69.50	52.00	50.00	77.50	54.00	50.00	70%	55%	50%
6th Grade Math	86.00	60.00	50.00	89.00	60.00	50.00	67%	52%	41%
UAA Math								18%	14%
4th Grade Science							23%	49%	48%
5th Grade Science	57.50	51.00	50.00	51.50	50.00	50.00	60%	52%	51%
6th Grade Science	83.00	52.00	50.00	80.00	56.00	50.00	70%	57%	54%
UAA Science								75%	85%

SPRING CREEK SCHOOL

		Whole School	Ethnicity							Economically Disadvantaged	Gender		Disability Status		Other	
			Asian	AI/Am/Black	White	Hispanic/Latino	American Indian	Pacific Islander	Multiple Races		Female	Male	Students With Disabilities	Students With Disabilities (Accommodated)	English Learner	Migrant
English Language Arts	AS Growth MGP	71.50			82.00	63.00				71.00	75.00	68.00	58.50		60.00	
	BP Growth MGP	68.00			82.00	62.50			64.00	75.50	63.50	60.00		57.00		
	% Proficient	49%			63%	37%		60%	46%	58%	41%	25%		24%		
3rd Grade Language Arts	AS Growth MGP															
	BP Growth MGP															
	% Proficient	46%			54%	38%			41%	64%	34%	35%	<10%	33%		
4th Grade Language Arts	AS Growth MGP	49.00			57.00	45.50			49.00	57.00	38.50	55.50		41.50		
	BP Growth MGP	49.00				45.50			42.00	52.00	41.00	57.00		42.00		
	% Proficient	23%			45%	17%			20%	37%	12%	17%	<10%	11%		
5th Grade Language Arts	AS Growth MGP	83.00			86.00	77.00			80.00	85.00	77.00			79.00		
	BP Growth MGP	79.00			85.00	77.00			79.00	87.50	71.00			79.00		
	% Proficient	60%			61%	50%			61%	64%	55%			31%		
6th Grade Language Arts	AS Growth MGP	82.00			82.00	77.00			81.00	83.00	79.00	61.00		71.50		
	BP Growth MGP	81.00				76.50			81.00	78.50	81.00			71.00		
	% Proficient	66%			84%	52%			62%	67%	66%	<10%	<10%	31%		
UAA Language	AS Growth MGP															
	BP Growth MGP															
	% Proficient															
Mathematics	AS Growth MGP	71.00			80.00	63.00			70.00	69.00	73.00	61.50		55.00		
	BP Growth MGP	70.00			76.00	62.00			64.00	70.50	67.00	51.50		56.00		
	% Proficient	58%			77%	45%		80%	53%	56%	61%	34%		30%		
3rd Grade Math	AS Growth MGP															
	BP Growth MGP															
	% Proficient	56%			73%	38%			49%	56%	55%	41%	<10%	33%		
4th Grade Math	AS Growth MGP	55.00			82.00	48.00			50.00	52.50	56.00	42.00		47.00		
	BP Growth MGP	47.00				46.00			47.00	42.00	48.00			46.00		
	% Proficient	42%			77%	27%			36%	41%	43%	25%	<10%	18%		
5th Grade Math	AS Growth MGP	69.50			74.50	59.50			69.00	56.00	70.00			52.00		
	BP Growth MGP	77.50							74.00	81.50						
	% Proficient	70%			74%	69%			66%	64%	76%			46%		
6th Grade Math	AS Growth MGP	86.00			86.00	86.00			87.00	88.50	82.00	71.00		88.00		
	BP Growth MGP	89.00				89.00			90.50	89.00	92.00			89.00		
	% Proficient	67%			83%	55%			64%	62%	72%	18%	<10%	38%		
UAA Math	AS Growth MGP															
	BP Growth MGP															
	% Proficient															
Science	AS Growth MGP	73.00			76.00	69.50			71.00	73.50	71.00	62.50		62.00		
	BP Growth MGP	74.50			71.50	76.50			74.00	76.00	69.50	54.00		66.00		
	% Proficient	50%			71%	34%			46%	54%	47%	22%		18%		
4th Grade Science	AS Growth MGP															
	BP Growth MGP															
	% Proficient	23%			54%	10%			16%	30%	17%	17%	<10%	<10%		
5th Grade Science	AS Growth MGP	57.50			63.50	53.00			55.00	58.00	54.00			49.00		
	BP Growth MGP	51.50			54.00	54.00			46.00	61.00	49.00					
	% Proficient	60%			70%	42%			57%	64%	55%			31%		
6th Grade Science	AS Growth MGP	83.00			77.00	86.50			80.00	83.00	82.00	63.00		90.00		
	BP Growth MGP	80.00				90.00			79.00	78.00	90.00			90.00		
	% Proficient	70%			84%	58%			67%	67%	72%	18%	<10%	44%		
UAA Science	AS Growth MGP															
	BP Growth MGP															
	% Proficient															